

COMPACT RANGE

ELECTRIC SCISSOR LIFTS 8 TO 14 METERS

YOUR FAVORITE COWORKER

WARRANTY


HAULOTTE

5 YEARS



haulotte.com

Haulotte 
EQUIPMENT



Because we know how hard your machines work, Haulotte has designed an **ultra-robust range of electric scissor lifts that can navigate all types of stabilized ground.**

Smart design, maximum uptime, increased safety and simplified maintenance: the COMPACT range satisfies all your needs.

There's no doubt about it, it's your favorite coworker!

CONTENTS

The COMPACT range	3
Smart design	5
High potential	7
Unique user experience	9
Unbeatable serviceability	11

THE COMPACT RANGE



COMPACT **8N**

350 kg

INDOORS	👤👤
OUTDOORS	👤👤👤

COMPACT **10N**

250 kg

INDOORS	👤👤
---------	----

COMPACT **10**

450 kg

INDOORS	👤👤👤
OUTDOORS	👤👤👤

COMPACT **12**

320 kg

INDOORS	👤👤👤
OUTDOORS	👤👤👤

COMPACT **14**

320 kg

INDOORS	👤👤👤
---------	-----

Narrow chassis: 0.8 m

Wide chassis: 1.2 m



Electric scissor lifts are subject to very heavy use. They need to be rugged and durable to ensure maximum return on investment!

Graciete
Buyer



SMART DESIGN

COMPACT scissor lifts deliver unparalleled strength and adapt perfectly to the constraints of your worksites. Each subassembly is optimized, from the chassis to the platform and scissor arms.

Wide, thick guardrails with vertical reinforcement bars

Optimum position of the lashing and slinging points


Sensors and steering cylinders well protected in the chassis

Lateral and longitudinal forklift pockets

Folding guardrails

Cross-brace tubes for better rigidity

AC motors, ladder, platform and charger sockets built into the counterweight



It is vital that the machines be versatile and high-performing. If they are connected to optimize my fleet utilization rate, that's even better!

Ming
Fleet manager



HIGH POTENTIAL

The COMPACT range offers a whole host of possibilities! COMPACT scissor platforms guarantee high productivity and optimum uptime.

MAXIMUM UPTIME...

Electric scissor lifts in the COMPACT range can be used inside and outside* with no load restriction. For maximum productivity **they are drivable at full height.**




Indoors & outdoors



Loads up to 450 kg and 3 people



Slopes up to 25%



Working height from 8 to 14 m

... MAXIMUM OPPORTUNITIES

By connecting COMPACT scissor lifts to the **SHERPAL** telematic solution**, you can remotely access various data to **optimize your operations and develop your business!**

You can see the availability and operational status of your fleet in real time. You are also informed in the event of non-contractual use, enabling you to invoice the rental of your platforms according to their actual usage.

* Depending on model, see details on page 3
** Availability may vary according to your location





I need an intuitive machine
that I feel confident with.
My safety is paramount!

Stephan
Maintenance technician

UNIQUE USER EXPERIENCE

The scissor lifts in the COMPACT range combine comfort and safety. They are available in two widths depending on your work environment: narrow and wide. Models with a narrow chassis (N) are more maneuverable. Wide models offer a larger work area.



SECONDARY GUARDING DEVICE

This exclusive device uses **LiDAR technology** to detect the driver's position and movements in real time. In the event of a potentially dangerous situation, the machine **immediately stops and prevents movements before the situation worsens.**

PRECISE MOVEMENT

COMPACT scissor lifts can get everywhere, even tight corners. The electric drive (AC motors) provides a **smooth driving experience.** The **intuitive controls** are quick and easy to master.





Every day, I juggle
diagnostics and routine
maintenance operations...
Do you have a solution
to facilitate
my daily work?

Marc
Workshop Manager

UNBEATABLE SERVICEABILITY

Reduce your machine downtime! COMPACT scissor lifts have numerous built-in diagnostic solutions to facilitate troubleshooting and reduce repair time.

Particular attention has been given to energy management to minimize your expenses.

ELECTRIC DRIVE

No-maintenance AC motors
deliver excellent energy efficiency

Fewer hydraulic hoses
(-50%)*

1

HAULOTTE DIAG AND HAULOTTE ACTIV'SCREEN

Machine settings (calibration, choice of languages)

Notifications (tilt, overload, load status, etc.)

Preventive maintenance (list and history)

Early diagnosis with repair procedures**



3

HAULOTTE ACTIV'ENERGY MANAGEMENT

Smart charger
to guarantee optimum charging

+

Centralized manual or automatic water filling solutions

Your batteries can last up to twice as long

2



SHERPAL*** TELEMATIC SOLUTION

Remote diagnosis
(fault code feedback and actions to be implemented)

Optimized operations

“Energy Management” module
(ensure the battery servicing instructions are correctly applied)

4

* Compared to hydraulic drive models

** Functionality available on Haulotte Diag

*** Availability may vary according to your location



HAULOTTE GROUP, rue Emile Zola - 42420 Lorette - France
Tel: +33 (0)4 77 29 24 24 · Fax: +33 (0)4 77 29 43 95
haulotte@haulotte.com · www.haulotte.com

Haulotte 
EQUIPMENT