

HMF 2110L-MC

The HMF 2110L-MC is a long boom crane boosting high working speeds, compact design as well as fast and easy daily maintenance.



Main benefits

- High performance
- Operational safety
- Powerful slewing torque

A fast and flexible crane

The HMF 2110L-MC is a long boom crane with centralised column, internal hose routing all over the crane, internal cylinders in the jib extension system, a long main boom that can be raised into vertical position, a large slewing torque up to 450°, and last but not least a precise Danfoss PVG32 control valve.

The crane is operated from the top seat placed on the side of the column. Operation by means of joysticks and foot levers.

HMF's high quality surface treatment EQC (Environmentally friendly Quality Coating) ensures a particularly sturdy and durable surface, which allows the crane to retain a high resale value.

Additionally, the crane can be delivered with HMF's load-dependent EVS system monitoring and ensuring stability.

PERFORMANCE	2110-L2	2110-L3	2110-L4	2110-L5
Load Moment (tm)	20	19,2	18,7	18,2
Hydraulic reach (m)	9,4	11,5	13,4	15,4
Weight excl. stabilizers (Kg)	2015	2170	2325	2465
Weight of stabilizers, standard (Kg)	290	290	290	290
Lift-to-weight ratio	8,7	7,8	7,2	6,6
Slewing Angle (°)	450	450	450	450
Slewing torque (kgm)	2710	2710	2710	2710
Working pressure (bar)	300	300	300	300
GEOMETRY				
Height above mounting surface (mm)	2600	2600	2600	2600
Width, folded, standard (mm)	2500	2500	2500	2500
Length of crane, no extra valves (mm)	815	815	815	815

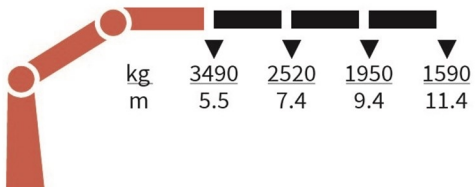
Lifting Capacity



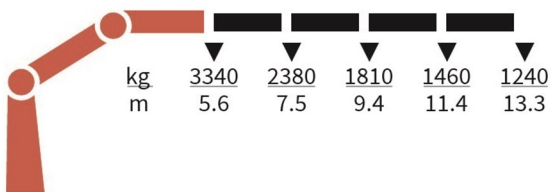
2110-L2-MC



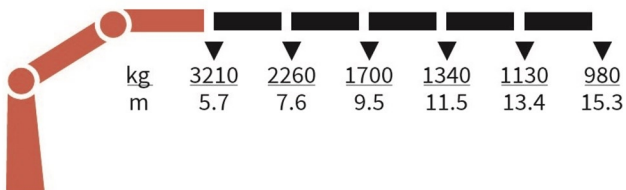
2110-L3-MC



2110-L4-MC



2110-L5-MC



Basics and options

Basics

HMF 2110L-MC

Single power plus link arm system
Internal hose routing
RCL safety system
Electro-hydraulic speed adaptation - HDL-h
Top seat

Options

Control stations
Heated seat
Top seat
Electrical options
Spotlight
Voltage
Extra valves
Extra valves in hose guides
Extra valves in hose reels, internally led
Hydraulics
Oil cooler, medium
4 manually controlled available stabilizer functions
2 manually controlled available stabilizer functions
Biodegradable oil
High-pressure filter
Oil tank 90 l mounted on the crane
Temperature monitoring
Mechanical options
Crane orientation
Shielding of load-holding valve
Shielding of jib cylinder
Mounting bolt kit
Fittings for mounting bolt kits
Stabilizer operation from top seat
Operation of stabilizer beams and legs from top seat
Ladder for top seat
Engine control from the top seat
Stability and safety
Electronic vehicle stability for MCS cranes
AutoSwitch
Cylinder limitation
2-section Cylinder and beam limitation
2CYBEL-I
2-stage load moment limitation
Preparation for alternative stability system
Alarm flash on stabilizer legs
Calibration bypass
Beam and height warning
Stabilizer leg warning
Stabilizer beams and legs
Hydraulic stabilizer beams 5.6 m - 7.4 m
Hydraulic swing-up stabilizer legs
Manual swing-up stabilizer legs with gas spring
Manual swing-up stabilizer legs
Fixed vertical stabilizer legs

Fixed vertical stabilizer legs, long
Footplate with ball joint
Footplate extended
Manual stabilizer beams 5.6 m
Colours
RAL colors