

HMF 2820K-RCS

The HMF 2820K-RCS is an all-rounder with high lift-to-weight ratio.



Main benefits

- Excellent lift-to-weight ratio
- Very large stabilizer spread
- Automatic load-dependent stability system

Versatile crane with low tare weight

The HMF 2820K-RCS is a versatile crane that comes with a wide range of options to make it fit your exact crane needs.

The low tare weight also decreases the space requirements of the crane and increases the utilisation of the truck body.

The construction of the crane is service-friendly and makes maintenance easy, while the clean design with internal hose routing protects against external damage. All to ensure a long lifespan of the crane and minimise your cost of ownership.

Additionally, the crane can be delivered with our load-dependent EVS system monitoring and ensuring stability.

Why choose the 2820K?

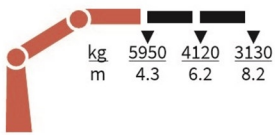
- Great manoeuvrability and working speed ensure easy and precise control for the operator.
- A dual link arm system gives more stability and power in all boom positions.
- Great flexibility and smooth operation for a wide variety of tasks.

PERFORMANCE	2820-K2	2820-K3	2820-K4	2820-K5	2820-K6	2820-K7	2820-K8
Load Moment (tm)	25,8	25,2	24,7	24,3	23,8	23,5	23
Hydraulic reach (m)	8,3	10,3	12,5	14,8	17,1	19,3	21,6
Weight excl. stabilizers (Kg)	1980	2150	2350	2500	2640	2745	2830
Weight of stabilizers, standard (Kg)	290	290	290	290	290	290	290
Lift-to-weight ratio	11,4	10,3	9,4	8,7	8,1	7,7	7,4
Slewing Angle (°)	400	400	400	400	400	400	400
Slewing torque (kgm)	2763	2763	2763	2763	2763	2763	2763
Working pressure (bar)	365	365	365	365	365	365	365
GEOMETRY							
Height above mounting surface (mm)	2295	2295	2295	2295	2295	2295	2335
Width, folded, standard (mm)	2500	2500	2500	2500	2500	2500	2500
Length of crane, no extra valves (mm)	885	885	885	885	885	995	995

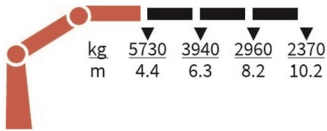
Lifting Capacity



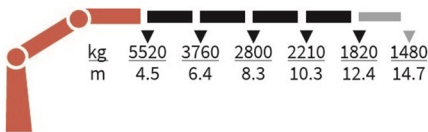
2820-K2-RCS



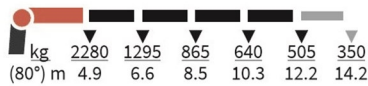
2820-K3-RCS



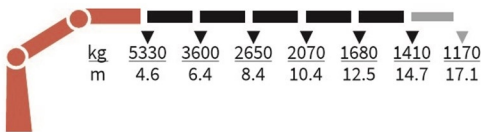
2820-K4-RCS



FJ700-K4



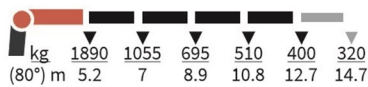
2820-K5-RCS



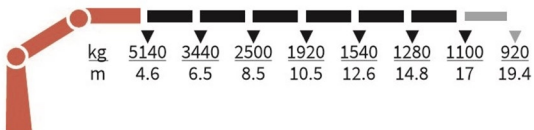
FJ700-K3



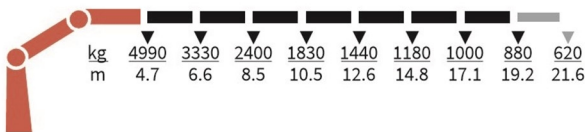
FJ700-K4



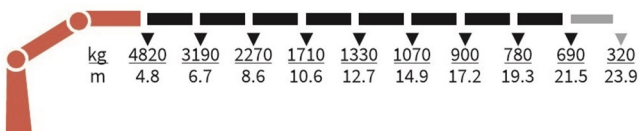
2820-K6-RCS



2820-K7-RCS



2820-K8-RCS



Basics and options

Basics

HMF 2820K-RCS

Electronic speed adaptation, HDL-d
Slew braking control
Progressive crane control
Priority flow control
Dual Power plus link arm system
Proportional control valve PVG 32
Internal hose routing
Environmentally friendly quality coating
RCL safety system

Options

Control stations
Personnel basket on crane – MEWP
Top seat RC
Heated seat
High stand flexible
Control systems
Radio remote control Maxi
Radio remote control Mini
Radio remote control with Power display
Extra digital outputs
Electrical options
Spotlight
Voltage
Extra valves
Extra valves in hose guides
Extra valves in hose guides, raised
Extra valves in hose reels, internally led
Extra valves in hose reels, externally led
Multi-coupling
Fly-jib
Fly-jib 700
Personnel basket on Fly-jib
Hydraulic hoist
Full hoist preparation
Hydraulic hoist 1500
Hydraulic hoist 2500
2-part snatch block
Hydraulics
Ball valve for tank
Oil cooler, medium
Oil cooler, large
4 manually controlled available stabilizer functions
2 manually controlled available stabilizer functions
1-4 available radio remote-controlled functions
Hydraulic functions for separate traverse
3rd extra valve
Biodegradable oil
Oil tank 150 l mounted on the crane
Oil tank 90 l mounted on the crane
Radio remote control of stabilizer beams and stabilizer legs on crane
Temperature monitoring

Mechanical options
Manual extension
Hook for manual extension
Crane orientation
Shielding of load-holding valve
Shielding of jib cylinder
Mounting bolt kit
Fittings for mounting bolt kits
Stability and safety
Electronic vehicle stability - EVS
AutoSwitch
Cylinder limitation
2-section Cylinder and beam limitation
2CYBEL-I
Limitation of working area – horizontal
Cabin anti-crash
2-stage load moment limitation
Preparation for alternative stability system
Stabilizer duty control
Alarm flash on stabilizer legs
Calibration bypass
Light tower
High stand safety system - quadrant
Quadrant operator protection system
Beam and height warning
Beam and park warning
Stabilizer leg warning
Stabilizer beams and legs
Hydraulic stabilizer beams 5.6 m - 7.4 m
Hydraulic swing-up stabilizer legs
Manual swing-up stabilizer legs with gas spring
Manual swing-up stabilizer legs
Fixed vertical stabilizer legs
Fixed vertical stabilizer legs, long
Footplate with ball joint
Footplate extended
Manual stabilizer beams 5.6 m
Colours
RAL colors