

HMF 610K-MCS

The HMF 610K-MCS is a manually operated crane with high lifting and loading capacity suited for a variety of different tasks.



Main benefits

- Safe and functional
- Fast and efficient
- High manoeuvrability

A flexible crane with high working speed and lifting capacity

The HMF 610K-MCS is a versatile crane with full speed in the entire working area. The low tare weight of the crane compared with high lifting capacity ensures high loading capacity and efficiency during loading and unloading.

It is equipped with the HMF single Power Plus link arm system which e.g. ensures high working speed when loading and unloading with grab.

The crane is furthermore fitted with an over-bending of 15° which means that it is capable of lifting the maximum capacity in the maximum over-bending position.

PERFORMANCE	610-K1	610-K2	610-K3	610-K4
Load Moment (tm)	6	5,9	5,6	5,5
Hydraulic reach (m)	5,2	7,1	9	10,8
Weight excl. stabilizers (Kg)	630	705	775	835
Weight of stabilizers, standard (Kg)	115	115	115	115
Lift-to-weight ratio	8,1	7,2	6,3	5,8
Slewing Angle (°)	400	400	400	400
Slewing torque (kgm)	840	840	840	840
Working pressure (bar)	325	325	325	325
GEOMETRY				
Height above mounting surface (mm)	1840	1840	1860	1895
Width, folded, standard (mm)	2120	2120	2120	2120
Length of crane, no extra valves (mm)	664	664	664	664

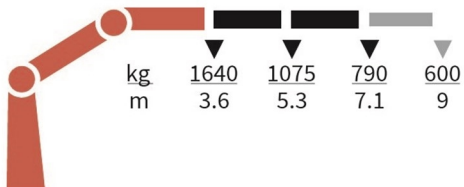
Lifting Capacity



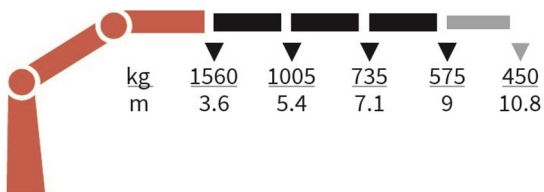
610-K1-MCS



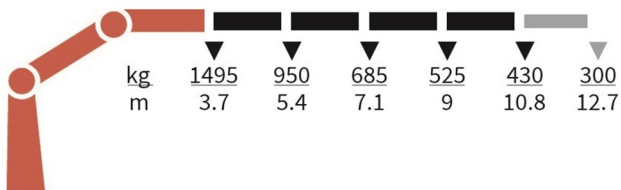
610-K2-MCS



610-K3-MCS



610-K4-MCS



Basics and options

Basics

HMF 610K-MCS

Single power plus link arm system
Internal hose routing
Environmentally friendly quality coating
RCL safety system
Electro-hydraulic speed adaptation - HDL-h

Options

Control stations
High stand
Control systems
Extra digital outputs
Electrical options
Spotlight
Voltage
Extra valves
Extra valves in hose guides
Extra valves in hose reels, internally led
Hydraulics
Ball valve for tank
Oil cooler, small
2 manually controlled available stabilizer functions
Biodegradable oil
High-pressure filter
Oil tank 50 l mounted on the crane
Temperature monitoring
Mechanical options
Manual extension
Hook for manual extension
Crane orientation
Mounting bolt kit
Fittings for mounting bolt kits
Stability and safety
Electronic vehicle stability for MCS cranes
Cylinder limitation
2-section Cylinder and beam limitation
2CYBEL-I
2-stage load moment limitation
Preparation for alternative stability system
Alarm flash on stabilizer legs
Calibration bypass
Quadrant operator protection system
Beam and height warning
Stabilizer leg warning
Stop button
Stabilizer beams and legs
Manual swing-up stabilizer legs with gas spring
Manual swing-up stabilizer legs
Fixed vertical stabilizer legs
Footplate with ball joint
Footplate extended
Manual stabilizer beams 3.4 m - 5.2 m
Hydraulic stabilizer beams 4.4 m - 5.2 m

Colours
RAL colors