

HMF 810K-MCS

The HMF 810K-MCS is a manually operated crane with low tare weight and high lifting capacity.



Main benefits

- Full speed and manoeuvrability in the entire working area
- Minimum space requirements
- Precise and simple control

A versatile and reliable crane with high lifting capacity

The HMF 810K-MCS is a crane with full speed in the entire working area.

The manually operated control valve and HDL functions on this crane provide precise and simple control of the crane functions.

The crane furthermore has a low tare weight compared with high lifting capacity, which ensures high loading capacity and efficiency during loading and unloading.

Moreover, the crane is equipped with the HMF single Power Plus link arm system which e.g. ensures high working speed when loading and unloading with grab.

PERFORMANCE	810-K1	810-K2	810-K3	810-K4
Load Moment (tm)	7,6	7,5	7,3	7,1
Hydraulic reach (m)	5,3	7,3	9,1	11
Weight excl. stabilizers (Kg)	665	740	810	870
Weight of stabilizers, standard (Kg)	115	115	115	115
Lift-to-weight ratio	9,8	8,8	7,9	7,2
Slewing Angle (°)	400	400	400	400
Slewing torque (kgm)	840	840	840	840
Working pressure (bar)	325	325	325	325
GEOMETRY				
Height above mounting surface (mm)	1910	1910	1910	1910
Width, folded, standard (mm)	2220	2220	2220	2220
Length of crane, no extra valves (mm)	664	664	664	664

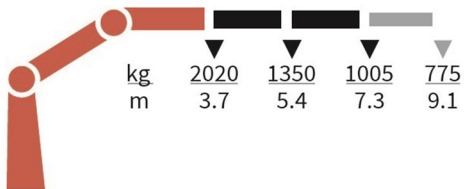
Lifting Capacity



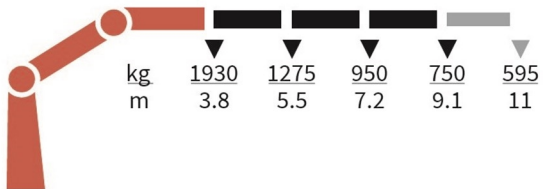
810-K1-MCS



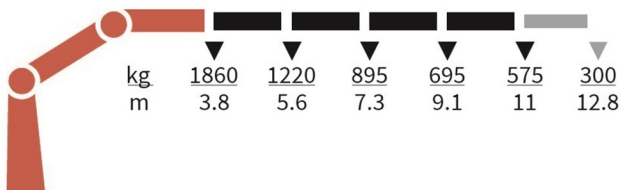
810-K2-MCS



810-K3-MCS



810-K4-MCS



Basics and options

Basics

HMF 810K-MCS

Single power plus link arm system
Internal hose routing
Environmentally friendly quality coating
RCL safety system
Electro-hydraulic speed adaptation - HDL-h

Options

Control systems
Extra digital outputs
Electrical options
Spotlight
Voltage
Extra valves
Extra valves in hose guides
Extra valves in hose reels, internally led
Hydraulics
Ball valve for tank
Oil cooler, small
Biodegradable oil
High-pressure filter
Oil tank 50 l mounted on the crane
Temperature monitoring
Mechanical options
Manual extension
Hook for manual extension
Crane orientation
Mounting bolt kit
Fittings for mounting bolt kits
Stability and safety
Electronic vehicle stability for MCS cranes
Cylinder limitation
2-section Cylinder and beam limitation
2CYBEL-I
2-stage load moment limitation
Preparation for alternative stability system
Alarm flash on stabilizer legs
Calibration bypass
Quadrant operator protection system
Beam and height warning
Stabilizer leg warning
Stop button
Stabilizer beams and legs
Manual swing-up stabilizer legs with gas spring
Manual swing-up stabilizer legs
Fixed vertical stabilizer legs
Fixed vertical stabilizer legs, long
Footplate with ball joint
Footplate extended
Manual stabilizer beams 3.4 m - 5.2 m
Manual swing-up stabilizer legs, long
Hydraulic stabilizer beams 4.4 m - 5.2 m
Colours

RAL colors