

HMF 2320K-RCS

The HMF 2320K-RCS is a sturdy, fast and flexible crane with a lift-to-weight ratio amongst the best on the market.



Main benefits

- Excellent lift-to-weight ratio
- Very large stabilizer spread
- Automatic load-dependent stability system

Crane with extra precision

The HMF 2320K-RCS has a wide variety of options, so it will fit your exact needs. The low tare weight and reduced space requirements of the crane enable higher loading capacity on the truck body and savings on fuel.

The design of the crane with internal hose routing leaves fewer parts exposed for external damage, which also contributes to reducing the cost of ownership.

The service-friendly construction is furthermore designed to make maintenance very easy and increase the lifespan of your crane.

Why choose the 2320K?

- A strong and sturdy crane for a broad range of tasks, i.a. at long reach and assembly tasks.
- The dual link arm system provides higher power and stability in all boom positions.
- Smooth and fast operation ensures easy and precise control of the crane.

PERFORMANCE	2320-K2	2320-K3	2320-K4	2320-K5	2320-K6	2320-K7	2320-K8
Load Moment (tm)	20,8	20,3	19,9	19,4	19	18,6	18,3
Hydraulic reach (m)	8,3	10,3	12,5	14,8	17,1	19,3	21,6
Weight excl. stabilizers (Kg)	1870	2025	2210	2350	2475	2580	2665
Weight of stabilizers, standard (Kg)	290	290	290	290	290	290	290
Lift-to-weight ratio	9,6	8,8	8	7,3	6,9	6,5	6,2
Slewing Angle (°)	400	400	400	400	400	400	400
Slewing torque (kgm)	2763	2763	2763	2763	2763	2763	2763
Working pressure (bar)	365	365	365	365	365	365	365
GEOMETRY							
Height above mounting surface (mm)	2295	2295	2295	2295	2295	2295	2335
Width, folded, standard (mm)	2500	2500	2500	2500	2500	2500	2500
Length of crane, no extra valves (mm)	885	885	885	885	885	995	995

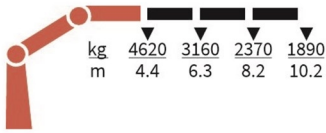
Lifting Capacity



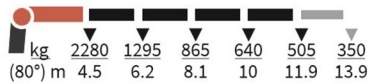
2320-K2-RCS



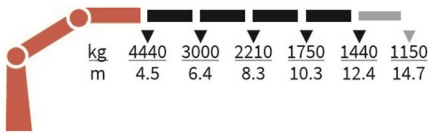
2320-K3-RCS




FJ700-K4



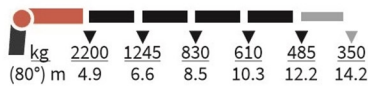
2320-K4-RCS



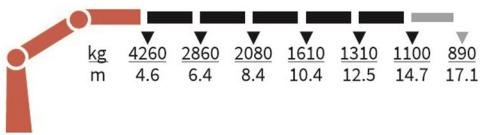
FJ700-K3



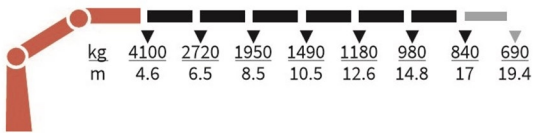
FJ700-K4



2320-K5-RCS



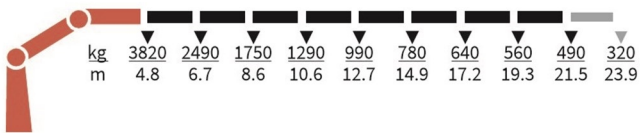
2320-K6-RCS



2320-K7-RCS



2320-K8-RCS



Basics and options

Basics

HMF 2320K-RCS

Electronic speed adaptation, HDL-d
Slew braking control
Progressive crane control
Priority flow control
Dual Power plus link arm system
Proportional control valve PVG 32
Internal hose routing
Environmentally friendly quality coating
RCL safety system

Options

Control stations
Personnel basket on crane – MEWP
Top seat RC
Heated seat
High stand flexible
Control systems
Radio remote control Maxi
Radio remote control Mini
Radio remote control with Power display
Extra digital outputs
Electrical options
Spotlight
Voltage
Extra valves
Extra valves in hose guides
Extra valves in hose guides, raised
Extra valves in hose reels, internally led
Extra valves in hose reels, externally led
Multi-coupling
Fly-jib
Fly-jib 700
Personnel basket on Fly-jib
Hydraulic hoist
Full hoist preparation
Hydraulic hoist 1500
Hydraulic hoist 2500
2-part snatch block
Hydraulics
Ball valve for tank
Oil cooler, medium
Oil cooler, large
4 manually controlled available stabilizer functions
2 manually controlled available stabilizer functions
1-4 available radio remote-controlled functions
Hydraulic functions for separate traverse
3rd extra valve
Biodegradable oil
Oil tank 150 l mounted on the crane
Oil tank 90 l mounted on the crane
Radio remote control of stabilizer beams and stabilizer legs on crane
Temperature monitoring

Mechanical options
Manual extension
Hook for manual extension
Crane orientation
Shielding of load-holding valve
Shielding of jib cylinder
Mounting bolt kit
Fittings for mounting bolt kits
Stability and safety
Electronic vehicle stability - EVS
AutoSwitch
Cylinder limitation
2-section Cylinder and beam limitation
2CYBEL-I
Limitation of working area – horizontal
Cabin anti-crash
2-stage load moment limitation
Preparation for alternative stability system
Stabilizer duty control
Alarm flash on stabilizer legs
Calibration bypass
Light tower
High stand safety system - quadrant
Quadrant operator protection system
Beam and height warning
Beam and park warning
Stabilizer leg warning
Stabilizer beams and legs
Hydraulic stabilizer beams 5.6 m - 7.4 m
Hydraulic swing-up stabilizer legs
Manual swing-up stabilizer legs with gas spring
Manual swing-up stabilizer legs
Fixed vertical stabilizer legs
Fixed vertical stabilizer legs, long
Footplate with ball joint
Footplate extended
Manual stabilizer beams 5.6 m
Colours
RAL colors