

# HMF 9520K-RCS

The HMF 9520K-RCS will give you all the power and reach you need as well as minimum space requirements.



## Main benefits

- Great flexibility and smooth operation for demanding tasks
- Suited for a wide range of tasks from heavy lifting to assembly work
- Strength and operational safety

## A crane for particularly demanding lifting tasks and assembly work

The 9520K-RCS is the biggest crane in our product range and features all the strength and reach you need.

Besides being very powerful, the crane comes with a wide variety of options. To reduce the cost of ownership, the crane is designed to be service-friendly, and the clean design with internal hose routing protects against external damage while leaving fewer parts exposed.

## Why choose a 9520K?

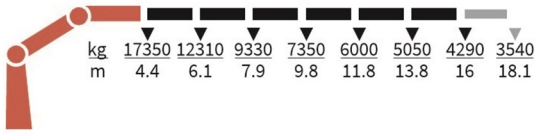
- The strongest crane in our product range with optimal lifting capacity.
- A versatile crane suited for different tasks, i.a. construction and assembly work.
- Precise and user-friendly operation makes the crane operational under difficult conditions.

PERFORMANCE	9520-K6	9520-K7	9520-K8
Load Moment (tm)	76,3	75,1	75
Hydraulic reach (m)	16,1	18,3	20,3
Weight excl. stabilizers (Kg)	7070	7330	7540
Weight of stabilizers, standard (Kg)	1025	1025	1025
Lift-to-weight ratio	9,4	9	8,8
Slewing Angle (°)	∞	∞	∞
Slewing torque (kgm)	8163	8163	8163
Working pressure (bar)	365	365	365
GEOMETRY			
Height above mounting surface (mm)	2500	2500	2500
Width, folded, standard (mm)	2550	2550	2550
Length of crane, no extra valves (mm)	1630	1630	1630

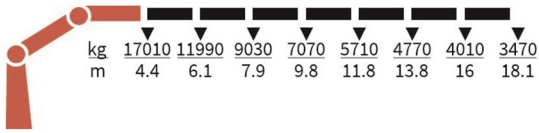
# Lifting Capacity




9520-K6-RCS



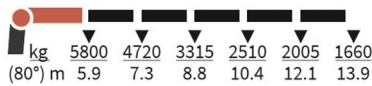
9520-K7-RCS



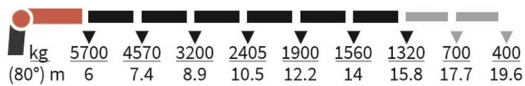
FJ2200-K4



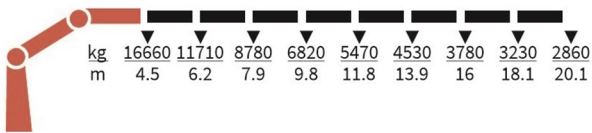
FJ2200-K5



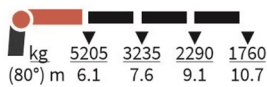
FJ2200-K6



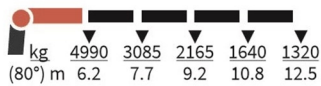
9520-K8-RCS



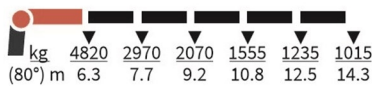
FJ1400-K3



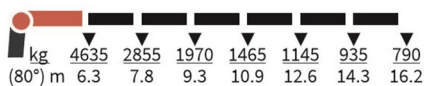
FJ1400-K4



FJ1400-K5



FJ1400-K6



# Basics and options

## Basics

HMF 9520K-RCS

Electronic speed adaptation, HDL-d
Progressive crane control
Priority flow control
Dual Power plus link arm system
Two slewing gears
Proportional control valve PVG 32
Radio remote control of stabilizer beams and stabilizer legs on crane
Internal hose routing
Environmentally friendly quality coating
RCL safety system

## Options

<b>Control systems</b>
Radio remote control Maxi
Radio remote control with Power display
<b>Electrical options</b>
Spotlight
Voltage
<b>Extra valves</b>
Extra valves in hose reels, externally led
Multi-coupling
<b>Fly-jib</b>
Fly-jib 1400
Fly-jib 2200
Personnel basket on Fly-jib
<b>Hydraulic hoist</b>
Hydraulic hoist 3200
2-part snatch block
<b>Hydraulics</b>
Oil cooler, large
1 radio remote controlled available proportional function
Hydraulic functions for separate traverse
Biodegradable oil
Available hydraulic functions, crane mode
Available hydraulic functions, stabilizer mode
Ball valve for tank
Oil tank 320 l mounted on the crane
Oil tank 390 l mounted on the crane
Prepared for front stabilizer
Temperature monitoring
<b>Mechanical options</b>
Manual extension
Protective guard at the rear of the jib
Mounting bolt kit
Fittings for mounting bolt kits
<b>Stability and safety</b>
Electronic vehicle stability - EVS
AutoSwitch
Cylinder limitation
2-section Cylinder and beam limitation
2CYBEL-I

Limitation of working area – horizontal
Cabin anti-crash
Preparation for alternative stability system
Alarm flash on stabilizer legs
Calibration bypass
Light tower
Beam and height warning
Stabilizer leg warning
<b>Stabilizer beams and legs</b>
Hydraulic stabilizer beams 8.4 m
Hydraulic swing-up stabilizer legs
Manual swing-up stabilizer legs
Footplate with ball joint
<b>Colours</b>
RAL colors