

EUROPE JANUARY 2025

THE HAULOTTE OFFER



haulotte.com

Haulotte 
LET'S DARE TOGETHER



CONTENTS

WHY CHOOSE HAULOTTE?3

EQUIPMENT

THE HAULOTTE RANGE4


INNOVATIONS6


MYHAULOTTE10


SHERPAL®12


DECISION GUIDE14


MACHINES

 Push-arounds16

 Vertical masts18

 Scissor lifts20

 Articulating booms24

 Telescopic booms30

OPTIONS32

FINANCIAL SERVICES35

**TECHNICAL SUPPORT
& SPARE PARTS**36

TRAINING38

SERVICE CONTRACT39

SECOND HAND & SECOND LIFE41

WHY CHOOSE HAULOTTE?



Grow with an
**INTERNATIONAL
PARTNER**,
present in more
than 100 countries



Exceed expectations
with a full range of
equipment and related
services for a
**GLOBAL
SOLUTION**



Confidence in
the **SAFEST
MACHINES**



Optimize
**MAINTENANCE
COSTS**



Benefit
from **OVER
40 YEARS OF
EXPERTISE**

First manufacturer to be
a sustainable member of



Haulotte 
LET'S DARE TOGETHER

4 BUSINESS UNITS


Haulotte 
EQUIPMENT




Haulotte 
FINANCIAL SERVICES



Haulotte 
SERVICE



Haulotte 
SECOND LIFE



THE HAULOTTE RANGE

PEOPLE LIFTING

PUSH-AROUNDS



Electric lift

- > Quick Up 8
- > Quick Up 9
- > Quick Up 11
- > Quick Up 12
- > Quick Up 14

SCISSOR LIFTS



Electric slab scissors

- > Optimum 8
- > Compact 8N
- > Compact 10N*
- > Compact 10
- > Compact 12
- > Compact 14*



Electrical rough terrain scissors

- > HS15 E / E PRO
- > HS18 E / E MAX **NEW** / E PRO



Rough terrain scissors

- > Compact 10 DX
- > Compact 12 DX



Electric



Diesel



Even Ground



Rough Terrain



Indoor Use



Outdoor Use




Indoor & Outdoor Use

VERTICAL MASTS



Vertical masts

- > Star 6
- > Star 6 Picking*
- > Star 6 Crawler
- > Star 8S*



Vertical masts with jib

- > Star 10

*Indoor only

PEOPLE LIFTING

ARTICULATING BOOMS



Electric articulating booms

- > HA12 CJ / CJ +
- > SIGMA 16 / 16 PRO



Electric rough terrain articulating booms

- > HA16 E / E PRO **NEW**
- > HA20 LE / LE PRO



Rough terrain articulating booms

- > HA16 RTJ / RTJ O / RTJ PRO
- > HA20 RTJ / RTJ PRO
- > HA26 RTJ PRO
- > HA32 RTJ PRO
- > HA41 RTJ PRO




TELESCOPIC BOOMS



Rough terrain telescopic booms

- > HT16 RTJ PRO
- > HT23 RTJ O / RTJ PRO
- > HT28 RTJ PRO
- > HT43 RTJ PRO





INNOVATIONS

HAULOTTE ON YOUR MOBILE !



*My***COMPANION** >>

MyCompanion helps operators get familiar with the machine ! By simply scanning the QR code affixed on each machine, operators easily access to useful machine information.



HAULOTTE DIAG

Manage your daily machine maintenance easily by accessing parameters & diagnostic tools directly from your mobile.

INNOVATIONS, OUR MUST HAVES

Haulotte 
ACTIV' SCREEN



The intelligent interface that **simplifies your day-to-day tasks** and assists technicians manage daily machine maintenance, adjust parameters and perform diagnostics.

Availability of innovations p.44



Haulotte 
ACTIV' ENERGY
MANAGEMENT

This system optimizes the operation and lifespan of your batteries.

The smart CAN charger perfectly adapts to battery conditions for optimal charging parameters, performing the ideal charging cycle for battery care.

Combined with a centralized, automatic waterfilling system*, **battery replacement and operating costs are significantly reduced.**

*Haulotte Activ'Energy Management offer may vary depending on the machine.

INNOVATIONS, OUR MUST HAVES



Haulotte **ACTIV' SHIELD** B A R

Engineered to reduce the risk of overhead crushing injuries, this safety bar is fully integrated into the control panel.

Combining simplicity and robust design, it delivers safe productivity without compromise.



Haulotte **ACTIV' LIGHTING** SYSTEM

Loading and unloading a machine from a truck is a complicated procedure, especially during limited visibility conditions, for example at dusk or sunset.

Perfectly integrated, our lighting system illuminates controls and crucial areas around the boom. The operator can safely carry out loading and unloading maneuvers.



Haulotte **STOP EMISSION** SYSTEM

This system automatically shuts down the engine after a short period of inactivity reducing the use of the engine and peripheral components by up to 20%.

Consumption is reduced as well as pollution emissions and noise while assuring higher residual value.



Haulotte **DUAL LOAD**

Haulotte **EXTRA REACH**

Haulotte Dual Load and Extra Reach enhance productivity on construction sites by allowing increased basket capacity.

Dual Load boosts load capacity, while Haulotte Extra Reach offers additional capacity and the ability to operate on slopes up to 6°, addressing various site challenges effectively.

INNOVATIONS, OUR MUST HAVES

FASTN> REVOLUTIONIZING SAFETY ON MEWPS

FASTN allows construction companies to improve operator safety by detecting secure lanyard attachment. It is the first innovative and universal active anchorage point on MEWPs.

- Maximise **harness usage** by alerting both operator and worksite.
- Collect **data** for safety management on site.
- **Reduce time** of intervention when an accident occurs.



**HARNESS
DETECTION**




**POTENTIAL OPERATOR
FALL OR EJECTION**



**ANTI-BYPASS
FUNCTION**



**WAKE UP
FUNCTION**



Detection
box



Control
box

FASTN CAN SAVE LIVES AND ANSWERS TO #1 CAUSE OF FATALITIES



The system consists in a control box and a detection box installed in the basket.

The control box emits audible and visual alerts. It also records all events to provide valuable safety data.

The detection box ensures that operator is securely connected to the aerial work platform.

A UNIQUE WEB PORTAL

SAVE TIME AND EFFICIENCY

To support you in your business, Haulotte has designed a **web portal that brings together all its services: MyHaulotte.com.**

Whether you are an operator, fleet agent, administrative agent, workshop manager, technical manager or rental agency manager, the MyHaulotte portal gives you **simplified access to resources** dedicated to your lifting equipment.

SIMPLIFY YOUR DAILY LIFE

MyHaulotte is a **single point of entry** to all the Group's services, making **access to information easier**. This **ergonomic and intuitive** portal offers you :

- > high value-added services;
- > personalized follow-up throughout the lifespan of the machines.





MyHaulotte

FLEET MANAGEMENT

Genuine Parts

Service

REPORTS & ALERTS

MORE

0

1

REQUIREMENT

Export

ADVANCED SEARCH

By serial number

By model

History

Serial number

The part can be searched by reference or by description

Search

QUICK ACTIONS

Open a service request

Request a quotation

FLEET DASHBOARD

MACHINES LOCATION

Map

Satellite

Map

INDICATORS

MACHINE FLEET

1313

Connected 1306

Not equipped 7

SAFETY CAMERAS

0

Machines concerned 0

Machines OK 1306

SERVICE REQUESTS

0

Required actions 0

In progress 0

MACHINES WITH FAULT CODES

0

Major 0

Preventive or minor 0

OK 0

NEXT MAINTENANCE

0

ENERGY MANAGEMENT

0

REMOTE FLEET MANAGEMENT

MAKE THE RIGHT DECISIONS AT THE RIGHT TIME

The **SHERPAL telematics solution*** allows rental companies, fleet owners and service managers **access to detailed data on their fleet of machines remotely**. It provides a **consolidated overview of the status of your fleet**, regardless of its size. The collected data is displayed on the MyHaulotte service portal or integrated directly into your own system through an ISO 15143-3 or standard API.



PILOT YOUR FLEET FROM ANYWHERE, IN REAL TIME



BE MORE PRODUCTIVE

- > locate your machines instantly;
- > perform remote diagnostics on your fleet;
- > optimize your call-outs;
- > maximize the availability of your machines.



SECURE YOUR OPERATIONS

- > monitor hazardous behaviour;
- > adopt best "energy" practices;
- > protect your machines.



DEVELOP YOUR BUSINESS

- > detect non-contractual use;
- > provision your fleet;
- > increase the residual value of your machines.



*Availability may vary according to your location. Contact your subsidiary for more information.

**Coverage varies by country, contact your subsidiary for more information.



WATCH



Check the operating status of your machines and make the right decision before any technical repairs.

✓ MyHaulotte services



- ✓ Last operating information
- ✓ Last GPS location
- ✓ Active machine fault codes
- ✓ Advanced troubleshooting
- ✓ Synchronized machine service countdown and hourmeter



PROTECT



Make your job sites safer and optimize your maintenance costs.

✓ WATCH contents



- ✓ Energy Management
 - Battery care
 - Engine & DPF care
- ✓ Alerts & notifications about:
 - Energy components
 - Maintenance schedule
 - Unsafe behaviours

INNOVATION



PILOT



Get additional features to drive your business and increase your profitability.

✓ PROTECT contents



- ✓ Activity analytics
- ✓ Utilization rate
- ✓ Geofence
- ✓ Timefence
- ✓ Data histories
- ✓ All reports and alerts













PREMIUM



DECISION GUIDE

DECISION GUIDE

EVEN GROUND







						
	PUSH-AROUNDS	MASTS	PICKING MASTS	MASTS WITH JIB	SCISSOR LIFTS	ARTICULATING BOOMS
IN Inside	✓	✓	✓	✓	✓	✓
OUT Outside	-	✓*		✓	✓**	✓
Energy						
Max working height	14 m	8 m	6 m	10 m	14 m	16 m
Max outreach	-	0.4 m	-	3 m	0.9 m	8.35 m
Self-propelled	-	✓	✓	✓	✓	✓
Go to page	p.17	p.19	p.19	p.19	p.21	p.25

*Up to 6m

**Up to 12m



ROUGH TERRAIN

			
	SCISSOR LIFTS	ARTICULATING BOOMS	TELESCOPIC BOOMS
IN Inside	-	✓	-
OUT Outside	✓	✓	✓
Energy			
Max working height	12 m	18 m	20 m
Max outreach	1 m	0.9 m	11.9 m
Self-propelled	✓	✓	✓
Go to page	p.22	p.25	p.28



PUSH- AROUNDS



Maintenance
& restoration



Sporting
& other events


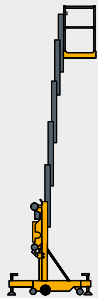
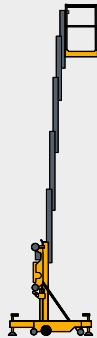


PUSH-AROUNDS

The Quick Up range of Push-arounds is adapted for all indoors projects. Light, they work on the most fragile grounds. They are easily transportable manually or can be towed by a trailer or a van. Their non-marking tires and stabilizers with rubber protect the floor surface. With their compact size they can go through doors or fit in lifts. The quick set up can be achieved by one person. Requiring minimal maintenance, they are a good value for money.



PUSH-AROUNDS

					
	Quick Up 8	Quick Up 9	Quick Up 11	Quick Up 12	Quick Up 14
Working height	8.1 m	9.5 m	10.8 m	12.3 m	13.7 m
Lift capacity	159 kg	159 kg	159 kg	136 kg	136 kg
Platform size	0.68 x 0.66 m	0.68 x 0.66 m	0.68 x 0.66 m	0.68 x 0.66 m	0.68 x 0.66 m
Width	0.8 m	0.8 m	0.8 m	0.8 m	0.8 m
Length	1.28 m	1.28 m	1.34 m	1.4 m	1.47 m
Weight (AC)	340 kg	360 kg	380 kg	415 kg	455 kg
Weight (DC)	382 kg	402 kg	422 kg	457 kg	497 kg

- > EXTRA LIGHT
- > OPTIMAL COMPACTNESS
- > ECONOMIC SOLUTION





VERTICAL MASTS



- VERTICAL MASTS
- VERTICAL MASTS **WITH JIB**



Logistic / Retail /
Industrial



Maintenance &
restoration



Finishing



Sporting & other events

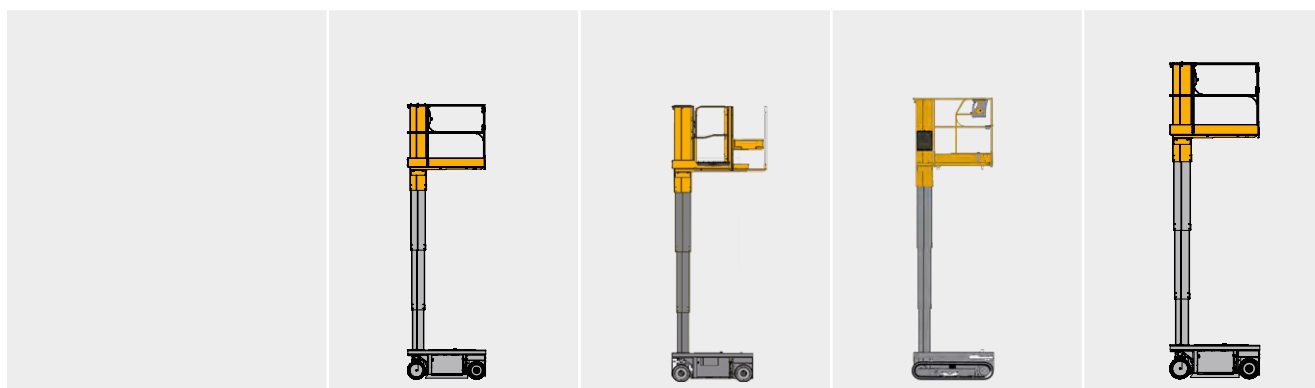


VERTICAL MASTS

Enjoy the agility of the Star range of mast booms. With their compact dimensions, AC motors and straight elevation, they are extremely easy to drive in the tightest spaces both indoors and outdoors on slab surfaces. The platform extension provides additional space. Models equipped with a jib allow work over obstacles and have an exceptional zero tailswing which makes them very easy to maneuver. For stocking work use the dedicated Picking model, equipped with an elevating picking tray.



VERTICAL MASTS



	Star 6	Star 6 PICKING*	Star 6 CRAWLER	Star 8S*
Working height	5.8 m	5.8 m	5.8 m	7.95 m
Horizontal outreach	0.4 m extension (option)	-	0.4 m extension	0.4 m extension
Lift capacity - inside	230 kg (2 pers.)	210 kg (1 pers.)	200 kg (2 pers.)	200 kg (1 pers.)
Lift capacity - outside	230 kg (1 pers.)	-	200 kg (1 pers.)	-
Length	1.4 m	1.65 m	1.44 m	1.4 m
Width	0.79 m	0.79 m	0.76 m	0.79 m
Height - stowed	1.75 m	1.75 m	1.72 m	1.98 m
Weight	835 kg	890 kg	1 175 kg	1 150 kg



VERTICAL MASTS WITH JIB

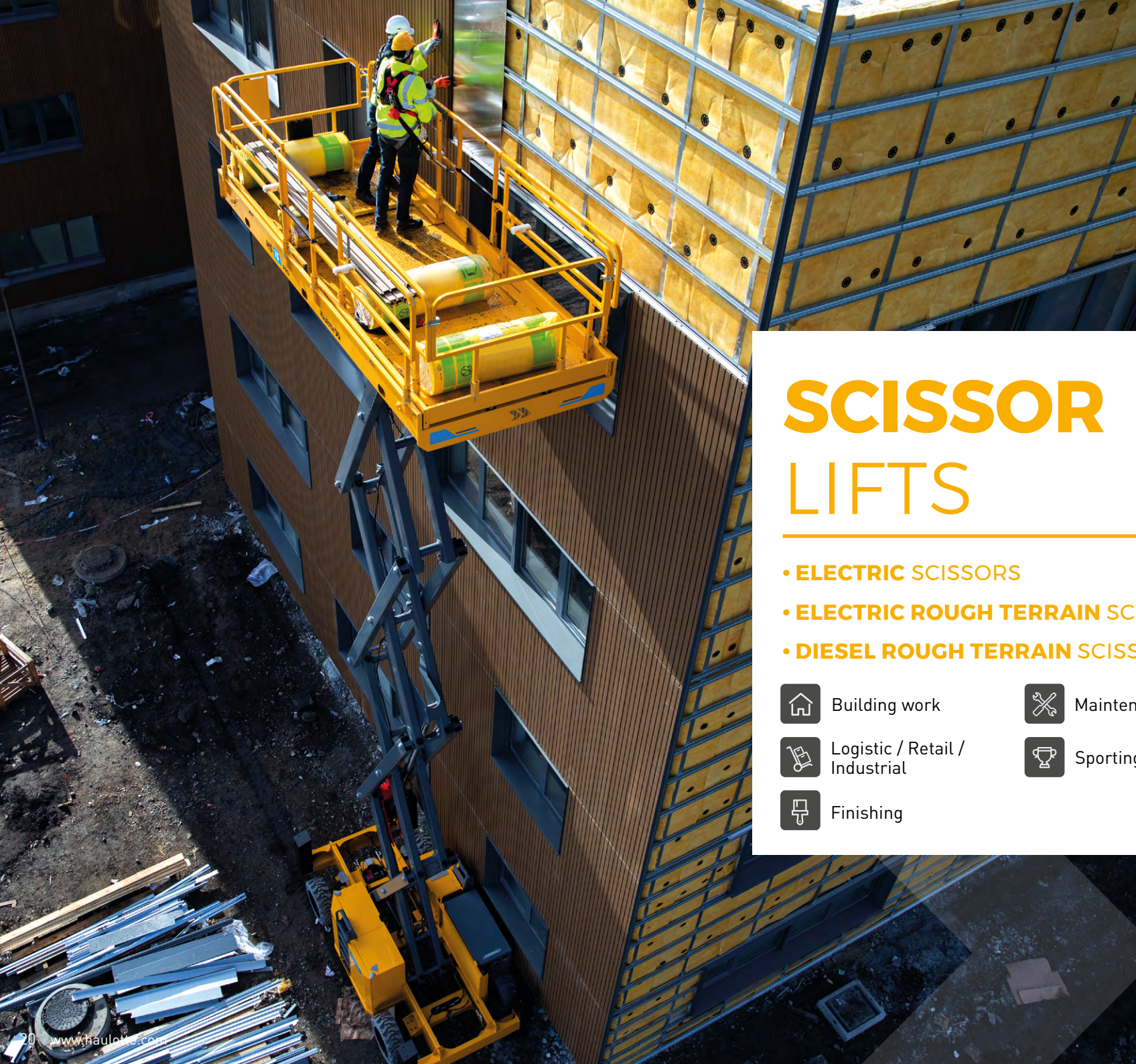


	Star 10
Working height	10 m
Horizontal outreach	3 m
Lift capacity - inside	200 kg (2 pers.)
Lift capacity - outside	200 kg (1 pers.)
Length	2.7 m
Width	1 m
Height - stowed	1.99 m
Weight	2 677 kg

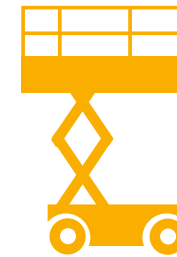
- > **COMPACT**
- > **AGILE**
- > **EASY TO USE**



*Indoor use only



SCISSOR LIFTS



- **ELECTRIC SCISSORS**
- **ELECTRIC ROUGH TERRAIN SCISSORS**
- **DIESEL ROUGH TERRAIN SCISSORS**



Building work



Maintenance & restoration



Logistic / Retail /
Industrial



Sporting & other events



Finishing









SCISSOR LIFTS

Electric scissor lifts operate on all types of stabilized terrain. Very flexible, they offer more compact dimensions than the diesel versions, and can be used indoors and outdoors, even at full height and without load restrictions.





ELECTRIC SCISSORS

						
	NARROW MODELS			LARGE MODELS		
	Optimum 8	Compact 8N	Compact 10N*	Compact 10	Compact 12	Compact 14*
Working height	7.77 m	8 m	9.8 m	10 m	11.75 m	13.75 m
Lift capacity - inside	230 kg (2 pers.)	350 kg (2 pers.)	250 kg (2 pers.)	450 kg (3 pers.)	320 kg (3 pers.)	320 kg (3 pers.)
Lift capacity - outside	230 kg (1 pers.)	350 kg (1 pers.)	-	450 kg (1 pers.)	320 kg (1 pers.)	-
Platform size - extended	2.59 x 0.74 m	3.32 m	3.32 m	3.32 m	3.32 m	3.32 m
Overall width	0.79 m	0.81 m	0.81 m	1.17 m	1.17 m	1.17 m
Length	1.9 m	2.5 m	2.5 m	2.5 m	2.5 m	2.5 m
Weight	1 590 kg	2 120 kg	2 160 kg	2 490 kg	2 940 kg	3 070 kg

*Indoor use only

- > EASY TO USE
- > COMPACT
- > AGILE







SCISSOR LIFTS

With their large platforms, scissor lifts have the highest load capacity of all types of work platforms. Up to 4 workers can be lifted to complete the most demanding jobs. The standard platform extensions provide even more workspace and extra reach. With a straight, vertical elevation, they are really simple to use. The high gradeability and tilt capacity of rough terrain scissors enable work on the most challenging terrains with outriggers to provide maximum stability. PULSEO scissors offer you the advantage of emission-free and silent indoor work.



PULSEO
GENERATION

ELECTRIC ROUGH TERRAIN SCISSORS

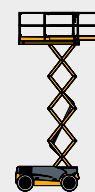


NEW

	HS15 E	HS15 E PRO	HS18 E	HS18 E MAX	HS18 E PRO	Compact 10 DX	Compact 12 DX
Working height	15 m		18 m			10.28 m	12.06 m
Lift capacity	750 kg (4 pers.)		750 kg (4 pers.)			565 kg (3 pers.)	450 kg (3 pers.)
Platform size - extended	4.9 m	5.9 m	4.9 m	5.9 m	5.9 m	3.7 x 1.45 m	3.7 x 1.45 m
Width	2.3 m		2.3 m			1.78 m	1.78 m
Length	4.4 m		4.4 m			3.18 m	3.18 m
Weight	7 480 kg		8 048 kg			3 350 kg	3 965 kg
Oscillating axle	-	✓	-	-	✓	-	-



DIESEL ROUGH TERRAIN SCISSORS



- > HIGH LOAD CAPACITY
- > LARGE WORKING PLATFORM
- > EASY TO USE





novacrières, rue espace innovation
habitat-activités Est/Ouests éco-quartier
patrimoine Saint Chamond Indus
ouvriers loisirs Entrepreneuriat
pôle mécanique éco-économie
activités vocation
centre-ville
entreprises
industrielle
constructions for
projet
voies
environnement
parc naturels
bâtiment 60
démarches qualité

ARTICULATING BOOMS



- **ELECTRIC BOOMS**
- **ELECTRIC ROUGH TERRAIN BOOMS**
- **DIESEL ROUGH TERRAIN BOOMS**



Building work



Maintenance & restoration



Logistic / Retail /
Industrial



Sporting & other events



Finishing



Landscaping






ARTICULATING BOOMS

Extremely flexible, articulating booms feature a boom arm with a pivot point giving them the ability to extend over obstacles to reach the most challenging work areas.


Electric articulating booms can work indoors and outdoors with no emissions. In addition, PULSEO models offer outstanding rough terrain capabilities for work on the most rugged terrains.



ELECTRIC ARTICULATING BOOMS

				
	HA12 CJ	HA12 CJ+	SIGMA 16	SIGMA 16 PRO
Working height	11.68 m	11.68 m	16.1 m	15.7 m
Horizontal outreach	6.94 m	7.22 m	8.3 m	8 m
Up and over clearance	4.74 m	4.74 m	7.4 m	
Lift capacity - inside and outside	250 kg (2 pers.)	230 kg (2 pers.)	230 kg (2 pers.)	
Width	1.2 m	1.2 m	1.75 m	
Weight	7 065 kg	7 110 kg	6 900 kg	6 950 kg
360° continuous rotation	-	-	-	-
Oscillating axle	-	-	-	-
4 wheel steer	-	-	-	-
Jib 3D	-	✓	-	✓

- > ACCESS HARD-TO-REACH WORK AREAS
- > GO BEYOND OBSTACLES
- > WORK IN CONFINED AREAS





ARTICULATING BOOMS

Extremely flexible, articulating booms feature a boom arm with a pivot point giving them the ability to extend over obstacles to reach the most challenging work areas.

Electric articulating booms can work indoors and outdoors with no emissions. In addition, PULSEO models offer outstanding rough terrain capabilities for work on the most rugged terrains.



IN
OUT

PULSEO
GENERATION

ELECTRIC ROUGH TERRAIN ARTICULATING BOOMS



NEW



NEW



	HA16 E	HA16 E PRO	HA20 LE	HA20 LE PRO
Working height	16 m		20.3 m	20.4 m
Horizontal outreach	7.9 m		11.9 m	11.9 m
Up and over clearance	7.9 m		8.4 m	8.5 m
Lift capacity - inside and outside	300 kg (2 pers.)		250 kg (2 pers.) - option 350 kg	250 kg (2 pers.) - option 350 kg
Width	2.3 m		2.4 m	2.4 m
Weight	7 030 kg	7 120 kg	9 375 kg	9 785 kg
360° continuous rotation	-	Optional equipment	-	✓
Oscillating axle	-	✓	✓	✓
4 wheel steer	-	✓	-	✓
Jib 3D	-	-	-	-

- > ACCESS HARD-TO-REACH WORK AREAS
- > GO BEYOND OBSTACLES
- > WORK IN CONFINED AREAS







ARTICULATING BOOMS

Extremely flexible, articulating booms feature a boom arm with a pivot point giving them the ability to extend over obstacles to reach the most challenging work areas. They can also operate in a smaller space than telescopic booms. Diesel articulating booms operate on the roughest terrain thanks to their exceptional all-terrain capabilities. With proportional and simultaneous movements, they provide a high level of comfort and safety.



DIESEL ROUGH TERRAIN ARTICULATING BOOMS

								
	HA16			HA20		HA26 RTJ PRO	HA32 RTJ PRO	HA41 RTJ PRO
	RTJ	RTJ 0	RTJ PRO	RTJ	RTJ PRO			
Working height	16 m			20.5 m		26.4 m	31.8 m	41.5 m
Horizontal outreach	8.3 m			11.9 m		17.5 m	21.6 m	20.1 m
Up and over clearance	7.65 m			8.5 m		9.3 m	11.35 m	17.5 m
Lift capacity inside and outside	230 kg (2 pers.)			250 kg (2 pers.) - option 350 kg		250 kg (2 pers.) - option 350 kg	250 kg (2 pers.)	230 kg (2 pers.)
Width	2.3 m			2.4 m		2.48 m	2.53 m	2.53 m
Weight	6 095 kg	6 275 kg	6 540 kg	9 180 kg	9 430 kg	15 500 kg	20 100 kg	23 900 kg
360° continuous rotation	-	-	✓	-	✓	✓	✓	✓
Oscillating axle	-	✓	✓	-	✓	✓	✓	✓
4 wheel steer	-	-	✓	-	✓	✓	✓	✓

- > ACCESS HARD-TO-REACH WORK AREAS
- > GO BEYOND OBSTACLES
- > WORK IN CONFINED AREAS







ROUGH TERRAIN **TELESCOPIC** BOOMS



Building work



Maintenance & restoration



Finishing



Sporting & other events



Landscaping



TELESCOPIC BOOMS

Telescopic architecture allows for straight and direct elevation which make them easy to use. They have the best outreach and can reach higher working areas than any other type of boom. Telescopic booms operate on the roughest ground thanks to their exceptional all-terrain capacities. With proportional and simultaneous movements, they provide a high level of comfort and safety.



DIESEL ROUGH TERRAIN TELESCOPIC BOOMS

					
	HT16 RTJ PRO	HT23		HT28 RTJ PRO	HT43 RTJ PRO
		RTJ O	RTJ PRO		
Working height	16.1 m	22.5 m		27.9 m	42.2 m
Horizontal outreach	13 m	18.3 m		23.85 m	20.2 m
Lift capacity	250 kg (2 pers.) - option 350 kg	230 kg (2 pers.) - option 450 kg (3 pers.)		230 kg (2 pers.) option 350 kg	230 kg (2 pers.) - 450 kg (3 pers.)
Width	2.29 m	2.47 m		2.48 m	2.5 m
Weight	7 930 kg	13 320 kg	13 400 kg	18 100 kg	21 400 kg
360° continuous rotation	✓	✓	✓	✓	✓
Oscillating axle	✓	✓	✓	✓	✓
4 wheel steer	✓	-	✓	✓	✓

- > BEST OUTREACH
- > REACH THE HIGHEST AREAS
- > EASY TO USE





ENVIRONMENT

- > Cold & Arctic weather package
- > Warm weather package
- > Anti-overspeed kit
- > Non-marking tires
- > Hostile environment kit

CUSTOMIZE YOUR BOOM TO YOUR NEEDS

SAFETY AND COMFORT

- > Haulotte Activ'Lighting System
- > Haulotte Activ'Shield Bar
- > Strong wind package
- > Lateral swing door
- > Circuit breaker or ground fault interrupter
- > USB plug

JOB PACKAGES

- > Glazier pack
- > Compressed air line
- > Pipe cradle
- > Stock picker kit



PRODUCTIVITY

- > Dual load capacity
- > Platform extension
- > 3.5, 6.5 or 12 kW hydraulic generator or power inverter
- > AC power to platform
- > Maintenance-free batteries






A close-up photograph of a male technician wearing a blue long-sleeved uniform, safety glasses, and a dark cap. He is focused on working on a yellow excavator arm, which has various hydraulic components and hoses. His left hand, wearing a white work glove, is visible near the machinery. The background is a solid bright yellow, and the overall image has a professional, industrial feel.

À LA CARTE **SOLUTIONS**

- HAULOTTE **FINANCIAL** SERVICES
- HAULOTTE **SERVICE**
- HAULOTTE **SECOND LIFE**

FINANCIAL SERVICES



Haulotte Financial Services offers a wide range of financial solutions designed to meet the varying needs of your business.

YOUR FINANCE AND EQUIPMENT SOLUTIONS ARE INSEPARABLE ELEMENTS IN DELIVERING YOUR BUSINESS SUCCESS.

Please visit our website to find the best Haulotte financial services offer for your business.

THERE ARE PLENTY OF GOOD REASONS TO CHOOSE HAULOTTE FINANCIAL SERVICES



FINANCIAL LEASE

HIRE PURCHASE

OPERATING LEASE



TECHNICAL SUPPORT

GET PERSONALIZED ASSISTANCE

Need help? Haulotte has a number of tools and resources available to you for **quick troubleshooting**.

THE RIGHT INFORMATION AT THE RIGHT TIME

Call centers
near you



open during
your business hours



with experienced consultants
at your service



who provide technical
support in your language.

EFFICIENT DIAGNOSTIC TOOLS

- > **Haulotte Diag app:** perform wireless diagnostics on all Haulotte machines equipped with a VCI box.
- > **SHERPAL telematics solution:** view machine fault codes and see the actions to be taken to resolve malfunctions.

24/7 ACCESS TO DOCUMENTATION

- > **MyHaulotte portal:** easily find all the technical documentation related to the maintenance and repair of Haulotte aerial work platforms. Maintenance manuals, spare parts catalogs, hydraulic and electrical diagrams, video tutorials... The files are available in many languages and updated regularly.
- > **MyCompanion:** easy to use, ergonomic upgradeable tool to help operators get familiar with their machine.
- > **ETI LITE Library:** by scanning MyCompanion QR Code located on the machines, you can provide users with comprehensive, accurate information about the machine and its environment.



GENUINE SPARE PARTS IMPROVE YOUR MACHINES' UPTIME

Because we know how important it is to keep your machines in good condition, we are committed to delivering certified original parts **at the right time and the right price.**

GENUINE PREMIUM PARTS FOR OPTIMAL PERFORMANCE

Only genuine Haulotte spare parts are designed to fit your machines perfectly. They are tested to maximize operator safety and optimize the residual value and life of your machines.

ORDER YOUR SPARE PARTS WITH 1 CLICK

Thanks to MyHaulotte, you can **check the availability of spare parts in real time**, access the complete list of components and the main maintenance kits, and take advantage of numerous promotions throughout the year. When you buy your spare parts from Haulotte, you are sure to get the **best quality/price ratio!**



INCREASE THE SKILLS OF YOUR TEAMS

Haulotte Training courses can easily be customized to your needs with a hands-on approach in your own language.



E-machines codes

Get your safety codes anywhere, anytime.

You can also monitor the skill set of your staff and plan their advanced training on-line.



SERVICE CONTRACT

STAY FOCUSED ON YOUR BUSINESS

Focus on your core business! **Our Haulotte Service experts take care of the maintenance of your machines.** At any time, you can increase the availability of your fleet and **control your maintenance costs.**

OUR ADDED VALUE: YOUR PEACE OF MIND

With Haulotte service contracts:

- > you no longer need to manage maintenance planning;
- > you rely on the trained skills of Haulotte technicians;
- > you control your costs over a fixed period of time;
- > you **optimize the residual value** of your equipment thanks to Haulotte original parts and know-how.

FULL SERVICE
EXPERTISE
KNOW-HOW
SERVICE
CONTRACT
EFFICIENT
WARRANTY
EXTENSION
MAINTENANCE
PEACE OF MIND
TROUBLESHOOTING
TRAINING



A CONTRACT FOR EVERY NEED



Our service contracts **meet your needs** and your business to bring you maximum satisfaction.

EXTENDED WARRANTY CONTRACT

Extend the manufacturer's warranty for several years for **a better return on investment!** This contract is available for new or used equipment (subject to prior inspection). It includes labor, travel expenses and original parts. No surprises: you control your repair costs and **cover your financial risk between years 3 and 5.**

MAINTENANCE CONTRACT

Make it easy on yourself! With this contract, Haulotte's technicians **manage the maintenance of your equipment once a year** according to the maintenance manual (parts and labor included). Proactive, our experts ensure that your equipment is working properly and identify potential problems to **reduce the risk of downtime.**

EXTENDED WARRANTY AND MAINTENANCE

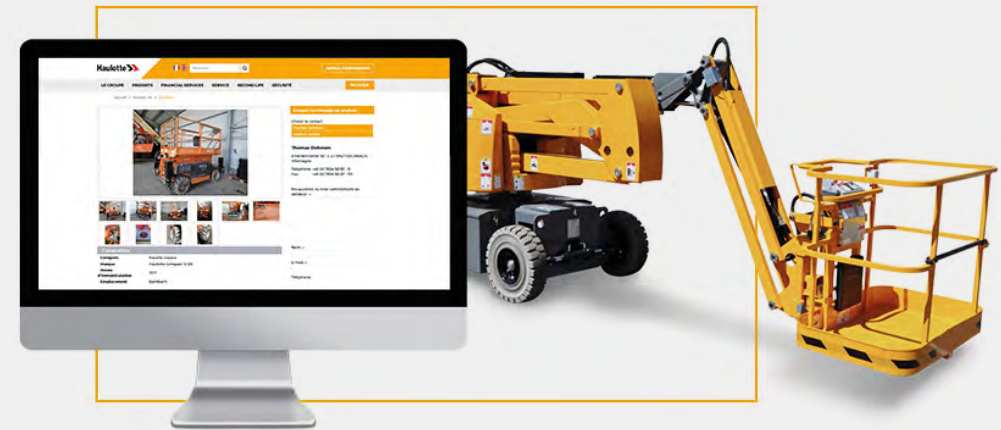
Take advantage of **global service!** This offer helps you **optimize your total cost of ownership.** It combines extended warranty and maintenance contracts at a preferred rate.

FLEXIBLE SOLUTIONS ACCORDING TO THE UTILIZATION RATE OF YOUR MACHINES

With **intensive use**, your equipment may require more frequent maintenance. Contact your branch for a personalized offer!

THE RIGHT PRE-OWNED EQUIPMENT AT THE RIGHT PRICE

Pre-owned equipment is a perfect way to establish or enlarge a fleet at lower cost for a better return on investment. Find your next machine among a wide range of pre-owned equipment, from scissor lifts to telehandlers, as well as articulating booms, vertical masts and more. A quick and easy way to meet your needs and your budget!



HAULOTTE-CERTIFIED USED MACHINES



EXPERTISE



**GOOD VALUE
FOR THE MONEY**



ASSISTANCE

Haulotte has implemented strict inspection processes to ensure that pre-owned machines meet the highest quality standards. Model, year of initial registration, mileage and more: it's easy to choose the right pre-owned MEWP or telehandler with machine-specific ads including several photos as well as a comprehensive list of features.

WARRANTY

HAULOTTE

1 YEAR

USED EQUIPMENT RETURN YOUR MACHINES TO THEIR PRIME

Financially attractive, our reconditioning solutions significantly extend the lifespan of your machines.


Your equipment **regains its full potential** and benefits from a higher residual value.

RECONDITIONING



MODULAR SOLUTIONS

Choose our reconditioning solutions
for a quick return on investment!




REFRESH

Remove the marks of time and increase the residual value of your machines! REFRESH operations give them a **real facelift by replacing visible parts**: labels, wheels, paint... Presented in the form of kits, you can do it yourself or call on Haulotte technicians.



REFURB











Optimize your total cost of ownership! With REFURB solutions, our technical experts perform preventive repairs to maintain optimal safety. They **check and replace major mechanical parts**, such as the telescopic boom, welded assemblies, load sensing system, etc.



UPGRADE





Add **new features or technologies** to your equipment! UPGRADE solutions **bring more comfort and safety to operators**. By upgrading your machine, you improve its performance and better meet your customers' expectations.


MODEL CONFIGURATIONS

	Haulotte Activ'Shield Bar	Haulotte Activ'Lighting System	Haulotte Stop Emission System	Haulotte Activ'Screen	Haulotte Diag app	Page
MODELS						
  PUSH-AROUNDS p.17						
Quick Up	-	-	-	-	-	
  ELECTRIC VERTICAL MASTS p.19						
Star 6/ Star 8S	-	-	-	● cat1	■	
Star 6 PICKING	-	-	-	● cat1	■	
Star 6 CRAWLER	-	-	-	● cat1	■	
Star 10	○ V1	-	-	● cat1	■	
  ELECTRIC SCISSOR LIFTS p.21						
Optimum 8	-	-	-	● cat1	■	
Compact 8N	-	-	-	● cat1	■	
Compact 10N	-	-	-	● cat1	■	
Compact 10	-	-	-	● cat1	■	
Compact 12	-	-	-	● cat1	■	
Compact 14	-	-	-	● cat1	■	
  ELECTRIC ROUGH TERRAIN SCISSOR LIFTS p.22						
HS15 E	○ V2	-	-	● cat2	■	
HS15 E PRO	○ V2	●	-	● cat2	■	
HS18 E	○ V2	-	-	● cat2	■	
HS18 E MAX	○ V2	-	-	● cat2	■	
HS18 E PRO	○ V2	●	-	● cat2	■	
  DIESEL ROUGH TERRAIN SCISSOR LIFTS p.22						
Compact 10 DX	-	-	-	-	■	
Compact 12 DX	-	-	-	-	■	



MODEL CONFIGURATIONS

	Haulotte Activ'Shield Bar	Haulotte Activ'Lighting System	Haulotte Stop Emission System	Haulotte Activ'Screen	Haulotte Diag app	Dual Load / Extra Reach	FASTN	Page
MODELS								
 ELECTRIC ARTICULATING BOOMS p.25								
HA12 CJ / HA12 CJ+	o V1	-	-	-	■	-	-	
SIGMA 16	o V2	o	-	● cat2	■	-	o	
SIGMA 16 PRO	● V2	●	-	● cat2	■	-	o	
 ELECTRIC ROUGH TERRAIN ARTICULATING BOOMS p.26								
HA16 E	o V2	o	-	● cat2	■	-	o	
HA16 E PRO	● V2	●	-	● cat2	■	-	o	
HA20 LE	o V2	●	-	● cat2	■	o 350 kg / 6°	o	
HA20 LE PRO	● V2	●	-	● cat2	■	o 350 kg / 6°	o	
 DIESEL ROUGH TERRAIN ARTICULATING BOOMS p.28								
HA16 RTJ / HA16 RTJ O	o V2	o	●	● cat2	■	-	o	
HA16 RTJ PRO	● V2	●	●	● cat2	■	-	o	
HA20 RTJ	o V2	o	●	● cat2	■	o 350 kg / 6°	o	
HA20 RTJ PRO	● V2	●	●	● cat2	■	o 350 kg / 6°	o	
HA26 RTJ PRO	● V2	●	●	● cat2	■	o 350 kg	o	
HA32 RTJ PRO	● V2	-	-	-	■	-	o	
HA41 RTJ PRO	● V2	-	-	-	■	-	o	
 ROUGH TERRAIN TELESCOPIC BOOMS p.31								
HT16 RTJ PRO	● V2	●	●	● cat2	■	o 350 kg	o	
HT23 RTJ O	o V2	o	●	● cat2	■	o 450 kg	o	
HT23 RTJ PRO	● V2	●	●	● cat2	■	o 450 kg	o	
HT28 RTJ PRO	● V2	●	●	● cat2	■	o 350 kg	o	
HT43 RTJ PRO	● V2	-	-	-	■	● 450 kg	o	



This image shows a single sheet of white paper with horizontal ruling lines. The lines are evenly spaced and run across the width of the page. There are no margins, text, or other markings on the paper.



HAULOTTE GROUP

For more information: haulotte@haulotte.com · www.haulotte.com

Haulotte 
LET'S DARE TOGETHER

40010370/0. Non-binding document. We reserve the right to modify the technical characteristics of this document without notice.
Photo credits: ©Haulotte, ©Lionel Soulet, 02/2025