



Model CL-W

 **Kg max
375**

 **Power supply
Batteries**

The CL-W model is a **Cladding Vacuum Lifter** specific for handling and laying wall panels, assembling cold rooms or handling glass sheets.

Thanks to the **dual vacuum circuit** in compliance with European standards EN13155 and the sophisticated safety systems, the Righetti CL-W Cladding Vacuum Lifter is suitable for use on construction sites.

The **tilting mechanism** allows the panels to be moved in total safety from horizontal to vertical, the movement necessary for the installation of the wall panels.

The pad is suitable for smooth or micro-ribbed panels used for the construction of sheds, warehouses, cold rooms or other coatings. The **removable suspension** is useful for reducing the height below hook.

The pumping unit is completely self-powered by built-in, **rechargeable and easily replaceable batteries**. The safety devices constantly monitor the correct functioning of the lifter. The vacuum gauge with colored scale installed on each vacuum circuit allows constant control of the vacuum level reached in the circuit itself.

There is also a sophisticated filtering system for dust and condensation with the possibility of quick and easy cleaning. The **remote radio control** is generally already included as standard, however, on request, the model is also available in a version with manual controls.



Technical specifications

Application	Installation of insulated wall panels horizontally and vertically Smooth and micro-ribbed panels
Capacity	Max 375 kg
Suction pads	N. 1 vacuum pad (mm 1000x500) Divided in 4 areas for dual vacuum circuit
Load movement	Tilting system 0-90° 90° frame rotation for vertical installation
Operating system	DC vacuum pump powered from on-board batteries High capacity re-chargeable batteries with battery level indicator Battery charger included, economizer for reduction of energy consumption Quick change battery pack
Vacuum system	2 independent vacuum circuits, each vacuum circuit with vacuum reserve and non-return valve
Weight of lifter	Kg 61
Control	Manual ON/OFF valve for load suction and release Release of the load by dual action security command Radio remote control for load suction and release (optional)
Standard features	Audible and visual low vacuum warning devices Vacuum gauge for each vacuum circuit, vacuum filter Battery charger 240 Volt Removable suspension to reduce the height below the hook



Tilt system 0-90°



Dual vacuum circuit built to EN13155 standard



Radio remote control as optional



Trolley for transport



Safety systems



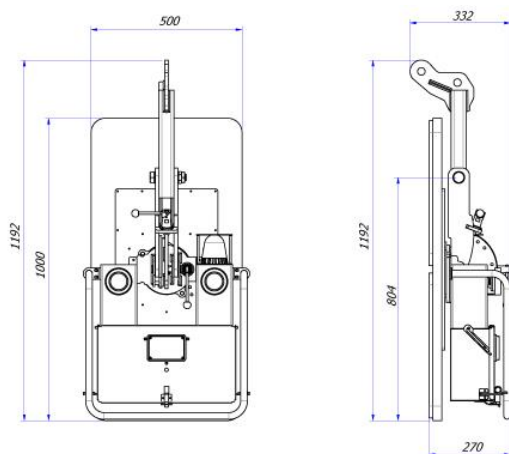
Removable suspension



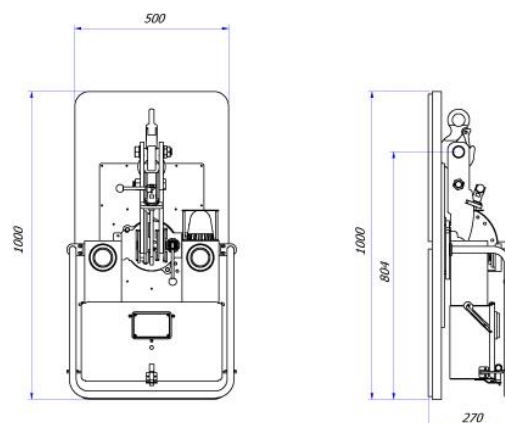
**made in
ITALY**

Cladding Vacuum Lifter

Technical drawings for vertical wall panels

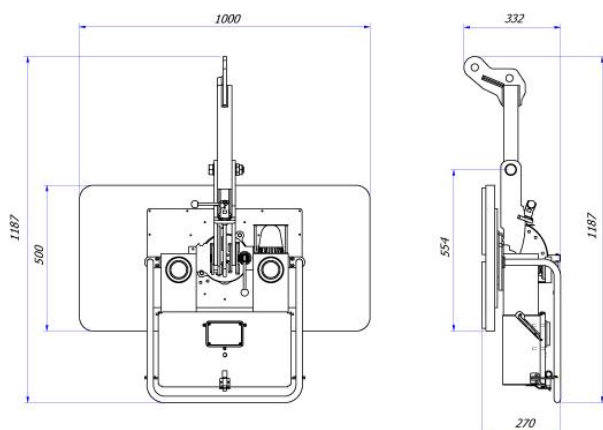


With suspension

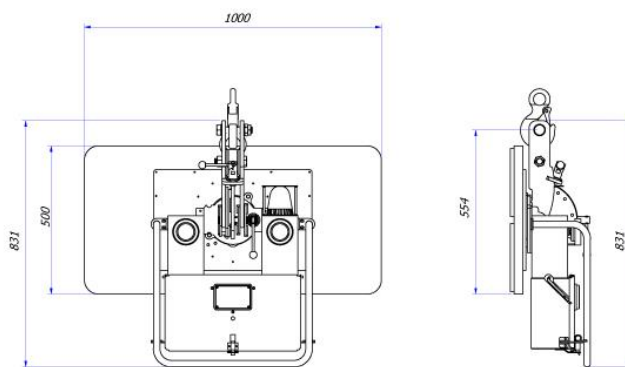


Without suspension

Technical drawings for horizontal wall panels




With suspension



Without suspension

Cladding Vacuum Lifter

Accessories included



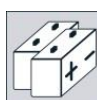
Accessories suitcase

Practical suitcase for safely carrying spare batteries kit and batteries charger.



Removable suspension

CL-W allows to remove the suspension, for considerably reducing the height below the hook.




Spare battery kit

Additional kit of high-capacity batteries to easily replace the low ones without interrupting your job, if needed.



External charger


External charger to always have the spare batteries kit in charge.



Optional to choose



Remote control



Additional alarm



Transport trolley

Available models

Capacity (kg)	N. pads	Suction and release	Model
375	1	Manual	CLW-M
375	1	Radio remote control	CL-W