

Cladding Vacuum Lifter

Serie CL1-4

 Kg max
250

 Power supply
Batteries



CL1-4 is the vacuum lifter specific for handling and installing insulated panels. Due to its modular frame, it can be adapted to **install both wall and roof panels**. CL1-4 is equipped with 4 suction pads with a maximum capacity of 250kg. The tilting system makes it possible to safely move the horizontally-resting sandwich panels by tilting them vertically.

The modularity and flexibility of CL1-4 also apply to the type of panels it can lift, including **flat, micro-rib and trapezoidal**, either in mineral wool or in polyurethane. In addition to this, CL1-4 can also be customized to lift special panels, such as roof tile shaped and other special profile panels.

To optimize space during storage and transportation, the vacuum lifter comes with the handy **parking stand for forklift** equipped with a protective cover. The structure of the lifter can be disassembled and stored inside the stand, which measures only 100x80x145 cm, to minimize its volume during the transport.

Technical specifications

Application	Installation of insulated roofing and wall panels horizontally and vertically Smooth, micro-rib and trapezoidal panels
Capacity	Max 250 kg
Suction pads	N. 6 vacuum pads (mm 800x120) Special fast-replacement gaskets
Load movement	Tilting system 0-90° 90° frame rotation for vertical installation
Operating system	DC vacuum pump powered from on-board batteries High-capacity re-chargeable batteries with battery level indicator Battery charger included Quick change battery pack
Vacuum system	2 independent vacuum circuits, each vacuum circuit with vacuum reserve and non-return valve
Weight of lifter	Depends on configurations
Control	Manual ON/OFF valve for load suction and release Release of the load by dual action security command Radio remote control for load suction and release (optional)
Standard features	Audible and visual low vacuum warning devices Vacuum gauge for each vacuum circuit Battery charger 240 Volt Lockable vertical and horizontal tilting



Tilt system 0-90°



Dual vacuum circuit built to EN13155 standard



Radio remote control as optional



Modular frame



Safety systems

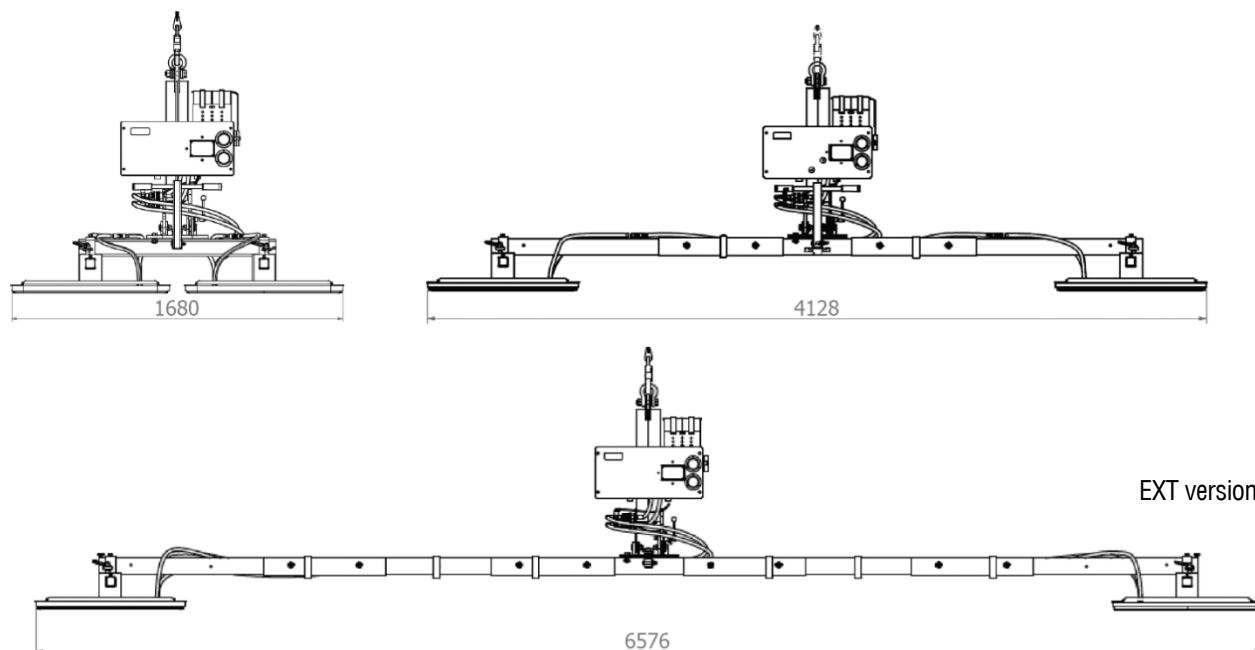


Parking stand

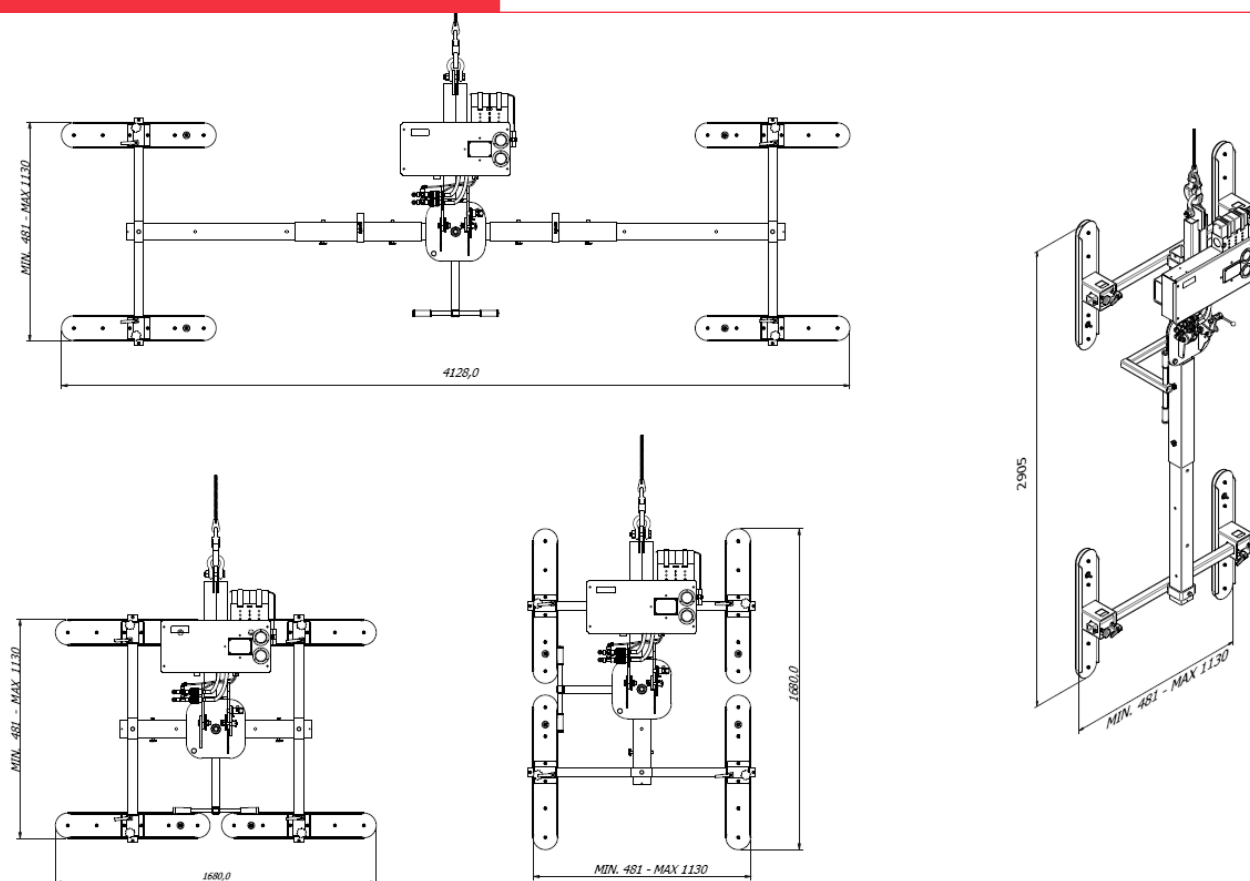


Cladding Vacuum Lifter

Technical drawings for roofing panels



Technical drawings for wall panels



Cladding Vacuum Lifter

Accessories included



Parking stand for forklift

Forkable pallet-sized parking stand for easy storage and transport. Protective cover included.



Specific pads for panels

The special seal that composes the panel pads is specially designed to ensure an easy and immediate grip on different types of panels (smooth, trapezoidal, micro-ribbed).



Support for assembled vacuum lifter

Steel base to support the assembled vacuum lifter without damaging the pads when not in use.



Tilt assistant bracket

Practical metal tilt assistant attachment to vacuum lifter suspension for making tilting from horizontal to vertical position extremely easy.



Spare battery kit

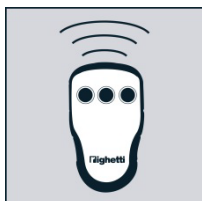
Additional kit of high-capacity batteries to easily replace the low ones without interrupting your job, if needed.



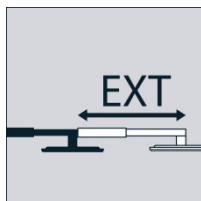
External charger

External charger to always have the spare batteries kit in charge.

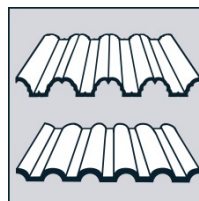
Optional to choose




Remote control



Extension arms



Special pads



Additional alarm

Available models

Capacity (kg)	N. pads	Suction and release	Extension up to 4 m	Extension up to 6,5m
250	4	Manual	CL1-4	CL1-4-EXT
250	4	Radio remote control	CL1-4 RC	CL1-4-EXT-RC